

# MOXI

Moxi is a fractional non-ablative resurfacing laser that stimulates collagen production and promotes cellular turnover. By targeting a wide range of skin concerns, including fine lines, sun damage, post-inflammatory hyperpigmentation, and mild scarring, Moxi effectively enhances skin quality and texture, resulting in a smoother, more even skin tone. To achieve the best possible results, it is typically recommended to undergo three treatments for full correction, though this may vary depending on each patient's unique skin quality and goals.

## PRE-MOXI INSTRUCTIONS

TO BEST PREPARE FOR YOUR TREATMENT, PLEASE DO THE FOLLOWING:






1. **Discontinue topical retinoid therapy** a few days prior to treatment.
2. **Avoid prolonged sun exposure**, spray tans, or sunless tanner for two weeks prior to the procedure.
3. **Notify your provider** if you have a history of cold sores (Herpes Simplex 1) to take prophylactic antiviral medication 2 days prior to the procedure and 5 days post-procedure.
4. **Arrive at your appointment** with clean skin.

## MOXI TREATMENT WHAT TO EXPECT

- **Numbing:** Patients are topically numbed for 30 minutes under LED prior to treatment. The treatment may feel hot or prickly.
- **Post-Treatment Sensation:** Immediately after treatment, most patients experience a mild to moderate sunburn sensation and light to moderate edema that may last 1-3 days. Your skin may feel warm and tighter than usual.
- **Makeup/Exercise:** Please avoid wearing makeup or exercising until the following day to prevent bacteria from entering the treated skin.
- **Healing Process:** Around days 2-3 post-treatment, you may notice residual redness or a bronzy appearance with a gritty/sandpaper texture to your skin. This is called MENDS (microscopic epidermal necrotic debris), which is a normal part of the healing process where treated tissue is working its way out as new fresh skin regenerates. Your skin will feel very dry –keep moisturizing and DO NOT PICK or cause trauma to the skin.

# POST-MOXI INSTRUCTIONS

## POST-MOXI RECOMMENDATIONS INCLUDE:

-  **Topical Exosomes:** Applied immediately post-treatment, it's recommended to leave these exosomes on overnight for expedited healing. For the quickest recovery, Rion (Plated) CALM post-procedure serum can be purchased and applied throughout the recovery process.
-  **Avoid Makeup/Exercise:** Do not wear makeup or exercise until the day after treatment.
-  **Gentle Skincare:** Use gentle skincare products such as a fragrance-free cleanser, moisturizer, sunscreen, and exosomes for the first 7 days. You may resume your regular skincare regimen afterward.
-  **Sun Protection:** Avoid sun exposure and apply sunscreen daily to reduce the chance of hyperpigmentation.
-  **Follow-Up Treatments:** Multiple treatments over several months may be required to achieve the desired outcome. Collagen stimulation and cellular turnover begin around day 28 post-treatment, with noticeable results appearing at this time. Longer-term improvements in skin integrity can be appreciated 3-4 months following the last treatment.

## QUESTIONS OR CONCERNS

Please contact your Moxi provider at the office where you were treated during business hours with any questions or concerns (see below).

**AFTER HOURS-EMERGENCY on call (215) 662-4552**